



Toyota Reach Trucks

BT Reflex range



www.toyota-forklifts.eu

TOYOTA

MATERIAL HANDLING



BT Reflex B-series

REACH TRUCKS FOR
STRAIGHTFORWARD APPLICATIONS



Simple, effective trucks for
straightforward applications

1.2 – 1.6 tonnes load capacities

Lift heights up to 8.5 m

P.4-7

BT Reflex R-series

HIGH-PERFORMANCE
REACH TRUCKS



Advanced trucks – exceptional
when working at height


1.4 – 2.5 tonnes load capacities

Lift heights up to 13 m

P.8-11

BT Reflex E-series

UNIQUE TILTING CAB FOR
ULTIMATE PERFORMANCE



Unique tilting cab maximises productivity,
driveability and safety

1.4 – 2.5 tonnes load capacities

Lift heights up to 13 m

P.12-15



BT Reflex N-series

NARROW-WIDTH REACH TRUCKS



Designed to fit in confined areas, for block stacking and drive-in racking

1.4 – 1.6 tonnes load capacities

Lift heights up to 10 m

P.16-19

BT Reflex cold store

REACH TRUCKS FOR COLD ENVIRONMENTS



Designed to handle cold environment, with or without heated cabin

1.4 – 2.5 tonnes load capacities

Lift heights up to 13 m

P.20-23

BT Reflex O-series

REACH TRUCKS FOR INDOOR / OUTDOOR USE



Offers smooth performance indoors and outdoors on rough surfaces

1.6 tonnes load capacity

Lift heights up to 7.5 m

P.24-27







TOYOTA BT REFLEX B-SERIES



Some reach truck applications require a straightforward approach a truck that is simply effective. The BT Reflex B-series is unique, because it has been developed specifically for this type of operation an easy-to-use, practical solution particularly suited to drivers that have many tasks to deal with during their working day.

SPECIFICATIONS

Load capacity: 1.2, 1.4, 1.6 t @ 600 mm load centre

Maximum lift height: 8.5 m

Maximum travel speed: 10 km/h

Maximum battery capacity: 600 Ah

Option available: **| Site**





Adjustable floor.



Fingertip controls.



Cab designed around the driver (shows optional 'comfort' seat).



Optional E-bar mount for all ancillary equipment.

● standard ○ option

Truck features

	Safety	Durability	Productivity	Driveability	BT Reflex RRE120B	BT Reflex RRE140B	BT Reflex RRE160B
Adjustable fork width			●	●	●	●	●
Automatic parking brake	●		●	●	●	●	●
Clear-view mast			●	●	●	●	●
Clear-view overhead guard	●		●	●	●	●	●
Electronic braking system	●	●	●	●	●	●	●
Electronic regenerative brakes (motor)	●	●	●	●	●	●	●
Electronic speed control	●	●	●	●	●	●	●
Load support			○	○	○		
Integrated sidseshift			○	○	○		
Tilting forks	●	●	●	●	●	●	●
Working lights	○	○	○	○	○		
Blue or Red Led Warning light	○	○	○	○	○		

Controls and instruments

360° progressive steering	●	●	●	●	●	●	●
180° steering	○	○	○	○	○		
Access Control (PIN codes)	●	●	●	●	●	●	●
Adjustable Control console	●	●	●	●	●	●	●
Automatic deceleration	●	●	●	●	●	●	●
Creep speed function	●	●	●	●	●	●	●
Drive motor temperature warning	●	●	●	●	●	●	●
E-bar	○	○	○	○	○		
Electronic controller temperature warning	●	●	●	●	●	●	●
Electronic height indicator	○	○	○	○	○		
Emergency cut-off	●	●	●	●	●	●	●
Hour meter	●	●	●	●	●	●	●
Lift motor temperature warning	●	●	●	●	●	●	●
Mini-joystick electronic controls	●	●	●	●	●	●	●
Pedals as in a car	●	●	●	●	●	●	●
Power/Electronic steering	●	●	●	●	●	●	●
Split control panel	●	●	●	●	●	●	●
Steering direction indicator	●	●	●	●	●	●	●
I_Site ready	○	○	○	○	○		
Pre-Op check	○	○	○	○	○		

● standard ○ option

Operator features

	Safety	Durability	Productivity	Driveability	BT Reflex RRE120B	BT Reflex RRE140B	BT Reflex RRE160B
Adjustable backrest	●	●	●	●	●	●	●
Adjustable floor, 3 steps	●	●	●	●	●	●	●
Adjustable seat	●	●	●	●	●	●	●
Adjustable seat with safety belt	○	○	○	○	○		
Adjustable steering wheel	●	●	●	●	●	●	●
Driver detection system	●	●	●	●	●	●	●
Driver-adapted programmable performance	●	●	●	●	●	●	●
Low step-in	●	●	●	●	●	●	●

Maintenance features

Easy access for maintenance	●	●	●	●	●	●	●
Fault diagnosis facility	●	●	●	●	●	●	●
Historic fault log	●	●	●	●	●	●	●

Battery management features

Battery status indicator	●	●	●	●	●	●	●
Battery discharge prevention system	●	●	●	●	●	●	●
Sideways battery change	○	○	○	○	○		

Special applications

Drive-in rack version	○	○	○	○	○		
-----------------------	---	---	---	---	---	--	--

Simple controls for easy operation

The controls on BT Reflex B-series trucks are as you expect: simple and logical, with fingertip control levers for all fork movements, and effortless electronic steering for precise driving. The steering system offers 360° flexibility, although conventional 180° steering is available as an option. PIN-code start-up ensures only authorised drivers can operate the truck.

Adjustable cab

The seat and controls are fully adjustable to suit the driver, and the cab floor height can also be adapted.

TPS-based reliability

Like all Toyota trucks, BT Reflex reach trucks are built according to the Toyota Production System, ensuring the highest levels of quality, durability and reliability.





TOYOTA BT REFLEX

R-SERIES

The BT Reflex R-series are designed to lift heavy loads to high heights, thanks to excellent stability and Transitional Lift Control, for fast and smooth lifting and lowering. Engineered for performance at height, the open operator compartment, the transparent roof as well as the mast design offer excellent visibility of the load. All those features allow for maximum productivity without compromising safety for the driver.


SPECIFICATIONS

Load capacity: 1.4, 1.6, 1.8, 2.0, 2.5 t @ 600 mm load centre

Maximum lift height: 13 m

Maximum travel speed: 14 km/h

Maximum battery capacity: 930 Ah

Smart truck equipped with telematics hardware: 

Options available: | *Site* *LI-ION* *AUTOPILOT*  





The cabin is ergonomically designed around the operator, offering a comfortable workstation with many intuitive features.



The optional air-suspension seat offers excellent comfort for drivers all shift long allowing maximum productivity.



The display features an easy-to-read colour touchscreen offering various interactive and intuitive options for enhanced productivity.



Three different intelligent energy packs available based on energy-efficient Toyota Lithium-ion solution to fit customers' application.

● standard ○ option

Truck features

	Safety	Durability	Productivity	Driveability	BT Reflex RRE140H	BT Reflex RRE160H	BT Reflex RRE180H	BT Reflex RRE200H	BT Reflex RRE250H
Adjustable fork width		●	●	●	●	●	●	●	●
Automatic deceleration		●	●	●	●	●	●	●	●
Automatic parking brake		●	●	●	●	●	●	●	●
Choice of chassis widths					○	○	○	○	○
Clear-view mast/overhead guard	●				●	●	●	●	●
Transparent overhead guard					○	○	○	○	○
Electronic braking system	●	●	●	●	●	●	●	●	●
Electronic regenerative brakes (motor)	●	●	●	●	●	●	●	●	●
Transitional Lift control (TLC)	●	●	●	●	●	●	●	●	●
Electronic support arm brakes	●	●	●	●	○	○	●	●	●
Enclosed, heated cab					○	○	○	○	○
High-capacity battery models					○	○	○	○	○
High-performance models					○	○	○	○	○
Optimised Cornering Control (OTP)	●	●	●	●	●	●	●	●	●
Optimised Reach Control (OTP)	●	●	●	●	●	●	●	●	●
Optimised Speed Control <small>when mast reached out (OTP)</small>	●	●	●	●	●	●	●	●	●
Integrated sideshift	●	●	●	●	●	●	●	●	●
Fork spreader					○	○	○	○	○
Tilting forks	●	●	●	●	●	●	●	●	●
Working lights					○	○	○	○	○
Blue or Red Led Warning light	●	●	●	●	○	○	○	○	○

Controls and instruments

360° progressive steering	●	●	●	●	●	●	●	●	●
180° steering					○	○	○	○	○
Adjustable Control console	●	●	●	●	●	●	●	●	●
Automatic 0-tilt/sideshift					○	○	○	○	○
Camera/monitor system					○	○	○	○	○
Creep speed function	●	●	●	●	●	●	●	●	●
Motor temperature warning	●	●	●	●	●	●	●	●	●
PC preparations incl power outlet					○	○	○	○	○
Electronic controller temperature warning	●	●	●	●	●	●	●	●	●
Electronic height indicator					○	○	○	○	○
Emergency cut-off	●	●	●	●	●	●	●	●	●
Height pre-selector					○	○	○	○	○
Access Control (PIN codes)	●	●	●	●	●	●	●	●	●
Load information display					○	○	○	○	○
Overload warning system					○	○	○	○	○
I_Site ready	●	●	●	●	●	●	●	●	●
Pre-Op check					○	○	○	○	○

● standard ○ option

Controls and instruments

Mini-joystick electronic controls					●	●	●	●	●
Multifunction control					○	○	○	○	○
Large colour touch display	●	●	●	●	●	●	●	●	●
Electronic steering					○	○	○	○	○
Smart Access (electronic card/fob)					○	○	○	○	○
USB connector					○	○	○	○	○
Steering direction indicator	●	●	●	●	●	●	●	●	●
Weight indicator	●	●	●	●	●	●	●	●	●
Fork position laser					○	○	○	○	○

Operator features

Adjustable seat	●	●	●	●	●	●	●	●	●
Adjustable seat with safety belt					○	○	○	○	○
Adjustable steering wheel	●	●	●	●	●	●	●	●	●
Armrest					○	○	○	○	○
Manually adjustable floor	●	●	●	●	●	●	●	●	●
Electrically adjustable floor					○	○	○	○	○
Driver detection system	●	●	●	●	●	●	●	●	●
Driver-adapted programmable performance	●	●	●	●	●	●	●	●	●
Heated seat					○	○	○	○	○
Low step-in	●	●	●	●	●	●	●	●	●
Storage compartments	●	●	●	●	●	●	●	●	●
Bluetooth speakers					○	○	○	○	○

Maintenance features

Easy access for maintenance	●	●	●	●	●	●	●	●	●
Fault diagnosis facility	●	●	●	●	●	●	●	●	●
Historic fault log	●	●	●	●	●	●	●	●	●

Battery management features

Battery change facility					○	○	○	○	○
Battery discharge prevention system	●	●	●	●	●	●	●	●	●
Battery status indicator	●	●	●	●	●	●	●	●	●
Lithium-ion battery	●	●	●	●	●	●	●	●	●

Special applications

Coldstore version					○	○	○	○	○
Drive-in rack version					○	○	○	○	○
EEx version (ATEX)	●	●	●	●	○	○	○	○	○

Class-leading performance at height

The BT Reflex R-series trucks offer the highest residual capacities in class and this up to 13 m thanks to the superb stability of the truck. The reach movement is optimised according to lift height and load weight, increasing speed of load handling. The Transitional Lift Control system (TLC) ensures maximum load handling speeds can be maintained in operation thanks to shock-free lifting and lowering.

Totalview Concept

The clean mast and fork carriage design in combination with the transparent roof offer the driver an exceptional view on the load at all times, increasing productivity and safety. The optional fork laser enhances this even further by helping to pick pallets faster and without damage.

Unique driver experience

The driver compartment is ergonomically designed around the operator. The cab offers intuitive and interactive features including an easy-to-read colour touchscreen display for enhanced performance and productivity.

Intelligent energy packs

Toyota BT Reflex trucks are available with three different intelligent energy packs to fit customers' application. Based on Toyota's own energy-efficient lithium-ion battery solutions allowing cost-saving and CO2 emissions reduction.

TPS-based reliability

Like all Toyota trucks, BT Reflex reach trucks are built according to the Toyota Production System, ensuring the highest levels of quality, durability and reliability.

Smart connected trucks

All BT Reflex trucks are connected smart trucks, factory-fitted with integrated telematics and come standard with I_Site. I_Site fleet management system from Toyota helps operations to reach new levels of productivity, safety and effectiveness.





TOYOTA BT REFLEX E-SERIES

The BT Reflex E-series is engineered for performance at height, the unique tilting cab and transparent roof as well as the mast design offer excellent visibility of the load. The unique E-series is also designed to reduce the risk of strain for the driver in repetitive high-level applications.

SPECIFICATIONS

Load capacity: 1.4, 1.6, 1.8, 2.0, 2.5 t @ 600 mm load centre


Maximum lift height: 13 m

Maximum travel speed: 14 km/h

Maximum battery capacity: 930 Ah


Smart truck equipped with telematics hardware: 

Options available: | **Site** **LI-ION**  





The transparent overhead guard is designed to give the best possible protection for the driver without compromising on visibility when working at height.



The fork laser option helps drivers to position the forks in front of pallets, resulting in faster and safer operations.



The unique tilting cab provides excellent ergonomics for the driver, especially when handling loads at high lift heights.



The clean mast and fork carriage design offer the driver an exceptional view on the load at all times, increasing productivity and safety.

● standard ° option

	Safety	Durability	Productivity	Driveability	BT Reflex RRE140HE	BT Reflex RRE160HE	BT Reflex RRE180HE	BT Reflex RRE200HE	BT Reflex RRE250HE
Truck features									
Adjustable fork width	●	●	●	●	●	●	●	●	●
Automatic deceleration	●	●	●	●	●	●	●	●	●
Automatic parking brake	●	●	●	●	●	●	●	●	●
Choice of chassis widths	●	●	●	●	°	°	°	°	°
Clear-view mast/overhead guard	●	●	●	●	●	●	●	●	●
Transitional Lift control (TLC)	●	●	●	●	●	●	●	●	●
Transparent overhead guard	●	●	●	●	°	°	°	°	°
Electronic braking system	●	●	●	●	●	●	●	●	●
Electronic regenerative brakes (motor)	●	●	●	●	●	●	●	●	●
Electronic support arm brakes	●	●	●	●	°	°	●	●	●
Enclosed, heated cab	●	●	●	●	°	°	°	°	°
High-capacity battery models	●	●	●	●	°	°	°	°	°
High-performance models	●	●	●	●	°	°	°	°	°
Optimised Cornering Control (OTP)	●	●	●	●	●	●	●	●	●
Optimised Reach Control (OTP)	●	●	●	●	●	●	●	●	●
Optimised Speed Control <small>when mast reached out (OTP)</small>	●	●	●	●	●	●	●	●	●
Integrated sideshift	●	●	●	●	●	●	●	●	●
Fork spreader	●	●	●	●	°	°	°	°	°
Tilting forks	●	●	●	●	●	●	●	●	●
Working lights	●	●	●	●	°	°	°	°	°
Blue or Red Led Warning light	●	●	●	●	°	°	°	°	°
Controls and instruments									
360° progressive steering	●	●	●	●	●	●	●	●	●
180° steering	●	●	●	●	°	°	°	°	°
Access Control (PIN codes)	●	●	●	●	●	●	●	●	●
Adjustable Control console	●	●	●	●	●	●	●	●	●
Automatic O-tilt/sideshift	●	●	●	●	°	°	°	°	°
Camera/monitor system	●	●	●	●	°	°	°	°	°
Creep speed function	●	●	●	●	●	●	●	●	●
Motor temperature warning	●	●	●	●	●	●	●	●	●
PC preparations incl power outlet	●	●	●	●	●	●	●	●	●
Electronic controller temperature warning	●	●	●	●	●	●	●	●	●
Electronic height indicator	●	●	●	●	°	°	°	°	°
Emergency cut-off	●	●	●	●	●	●	●	●	●
Height pre-selector	●	●	●	●	°	°	°	°	°
Load information display	●	●	●	●	°	°	°	°	°
Mini-joystick electronic controls	●	●	●	●	●	●	●	●	●
Multifunction control	●	●	●	●	°	°	°	°	°
Overload warning system	●	●	●	●	°	°	°	°	°

● standard ° option

	Safety	Durability	Productivity	Driveability	BT Reflex RRE140HE	BT Reflex RRE160HE	BT Reflex RRE180HE	BT Reflex RRE200HE	BT Reflex RRE250HE
Controls and instruments									
Large colour touch display	●	●	●	●	●	●	●	●	●
Electronic steering	●	●	●	●	●	●	●	●	●
Smart Access (electronic card/fob)	●	●	●	●	°	°	°	°	°
USB connector	●	●	●	●	●	●	●	●	●
Steering direction indicator	●	●	●	●	●	●	●	●	●
Weight indicator	●	●	●	●	●	●	●	●	●
Fork position laser	●	●	●	●	°	°	°	°	°
I_Site ready	●	●	●	●	●	●	●	●	●
Pre-Op check	●	●	●	●	°	°	°	°	°
Operator features									
Adjustable seat	●	●	●	●	●	●	●	●	●
Adjustable seat with safety belt	●	●	●	●	°	°	°	°	°
Adjustable steering wheel	●	●	●	●	●	●	●	●	●
Armrest	●	●	●	●	°	°	°	°	°
Manually adjustable floor	●	●	●	●	●	●	●	●	●
Electrically adjustable floor	●	●	●	●	°	°	°	°	°
Driver detection system	●	●	●	●	●	●	●	●	●
Driver-adapted programmable performance	●	●	●	●	●	●	●	●	●
Heated seat	●	●	●	●	°	°	°	°	°
Low step-in	●	●	●	●	●	●	●	●	●
Storage compartments	●	●	●	●	●	●	●	●	●
Tilting cab	●	●	●	●	●	●	●	●	●
Bluetooth speakers	●	●	●	●	°	°	°	°	°
Maintenance features									
Easy access for maintenance	●	●	●	●	●	●	●	●	●
Fault diagnosis facility	●	●	●	●	●	●	●	●	●
Historic fault log	●	●	●	●	●	●	●	●	●
Battery management features									
Battery change facility	●	●	●	●	°	°	°	°	°
Battery discharge prevention system	●	●	●	●	●	●	●	●	●
Battery status indicator	●	●	●	●	●	●	●	●	●
Lithium-ion battery	●	●	●	●	●	●	●	●	●
Special applications									
Coldstore version	●	●	●	●	°	°	°	°	°
EEx version (ATEX)	●	●	●	●	°	°	°	°	°

Class-leading performance at height

The BT Reflex E-series trucks offer the highest residual capacities in class and this up to 13 m thanks to the superb stability of the truck. The reach movement is optimised according to lift height and load weight increasing speed of load handling. The Transitional Lift Control system (TLC) ensures maximum load handling speeds can be maintained in operation thanks to shock-free lifting and lowering.

Unique tilting cab

The unique E-series with tilting cab is designed to reduce the risk of strain for the driver in repetitive high-level applications. Working at height is also enhanced by the improved visibility on the load.

Totalview Concept

The clean mast and fork carriage design in combination with the transparent roof offer the driver an exceptional view on the load at all times, increasing productivity and safety. The optional fork laser enhances this even further by helping to pick pallets faster without damage.

Unique driver experience

The driver compartment is ergonomically designed around the operator. The cab offers intuitive and interactive features including an easy-to-read colour touchscreen display for enhanced performance and productivity.

Intelligent energy packs

Toyota BT Reflex trucks are available with three different intelligent energy packs to fit customer's application. Based on Toyota's own energy-efficient lithium-ion battery solutions allowing cost-saving and CO2 emissions reduction.

Smart connected trucks

All BT Reflex trucks are connected smart trucks, factory-fitted with integrated telematics and come standard with I_Site. I_Site fleet management system from Toyota helps operations to reach new levels of productivity, safety and effectiveness.



TOYOTA BT REFLEX N-SERIES

The BT Reflex N-series is a compact and flexible reach truck with a narrow chassis designed for block stacking in confined areas or even drive-in racking. It is a high-performance truck with unique features, that allows for high-speed operations, thus maximising productivity without compromising on driver safety or load security.


SPECIFICATIONS

Load capacity: 1.4, 1.6t @ 600 mm load centre

Maximum lift height: 10 m

Maximum travel speed: 14 km/h

Maximum battery capacity: 620 Ah

Smart truck equipped with telematics hardware: 

Options available: | **Site** **LI-ION**  





The BT Reflex N-series is perfect for block stacking, narrow areas and drive-in racking.



The narrow chassis of the BT Reflex N-series makes handling EUR pallet between support arms easy.



Easy-to-read colour touchscreen display offering intuitive and interactive functions.



The cabin is ergonomically designed around the operator offering a comfortable workstation with all controls within reach.

● standard ° option

Truck features

	Safety	Durability	Productivity	Driveability	BT Reflex RRE 140HN	BT Reflex RRE 160HN
Adjustable fork width		●	●	●	●	●
Automatic deceleration		●	●	●	●	●
Automatic parking brake		●	●	●	●	●
Clear-view mast/overhead guard	●		●	●	●	●
Transparent overhead guard	°	°			°	°
Electronic braking system	●	●	●	●	●	●
Electronic regenerative brakes (motor)	●	●	●	●	●	●
Transitional Lift control (TLC)	●	●	●	●	●	●
Enclosed, heated cab	°	°	°	°	°	°
High-capacity battery models	°	°	°	°	°	°
High-performance models	°	°	°	°	°	°
Optimised Cornering Control (OTP)	●	●	●	●	●	●
Optimised Reach Control (OTP)	●	●	●	●	●	●
Optimised Speed Control <small>when mast reached out (OTP)</small>	●	●	●	●	●	●
Integrated sideshift	●	●	●	●	●	●
Fork spreader	°	°	°	°	°	°
Tilting forks	●	●	●	●	●	●
Working lights	°	°	°	°	°	°
Blue or Red Led Warning light	°	°	°	°	°	°

Controls and instruments

360° progressive steering	●	●	●	●	●	●
180° steering	°	°	°	°	°	°
Adjustable Control console	●	●	●	●	●	●
Automatic 0-tilt/sideshift	°	°	°	°	°	°
Camera/monitor system	°	°	°	°	°	°
Creep speed function	●	●	●	●	●	●
Motor temperature warning	●	●	●	●	●	●
PC preparations incl power outlet	°	°	°	°	°	°
Electronic controller temperature warning	●	●	●	●	●	●
Electronic height indicator	°	°	°	°	°	°
Emergency cut-off	●	●	●	●	●	●
Height pre-selector	°	°	°	°	°	°
Access Control (PIN codes)	●	●	●	●	●	●
Load information display	°	°	°	°	°	°
Overload warning system	°	°	°	°	°	°
I_Site ready	●	●	●	●	●	●
Pre-Op check	°	°	°	°	°	°

● standard ° option

Controls and instruments

Mini-joystick electronic controls	●	●	●	●	●	●
Multifunction control	°	°	°	°	°	°
Large colour touch display	●	●	●	●	●	●
Electronic steering	●	●	●	●	●	●
Smart Access (electronic card/fob)	°	°	°	°	°	°
USB connector	●	●	●	●	●	●
Steering direction indicator	●	●	●	●	●	●
Weight indicator	●	●	●	●	●	●
Fork position laser	°	°	°	°	°	°

Operator features

Adjustable seat	●	●	●	●	●	●
Adjustable seat with safety belt	°	°	°	°	°	°
Adjustable steering wheel	●	●	●	●	●	●
Armrest	°	°	°	°	°	°
Manually adjustable floor	●	●	●	●	●	●
Electrically adjustable floor	°	°	°	°	°	°
Driver detection system	●	●	●	●	●	●
Driver-adapted programmable performance	●	●	●	●	●	●
Heated seat	°	°	°	°	°	°
Low step-in	●	●	●	●	●	●
Storage compartments	●	●	●	●	●	●
Bluetooth speakers	°	°	°	°	°	°

Maintenance features

Easy access for maintenance	●	●	●	●	●	●
Fault diagnosis facility	●	●	●	●	●	●
Historic fault log	●	●	●	●	●	●

Battery management features

Battery change facility	°	°	°	°	°	°
Battery discharge prevention system	●	●	●	●	●	●
Battery status indicator	●	●	●	●	●	●
Lithium-ion battery	●	●	●	●	●	●

Special applications

Coldstore version	°	°	°	°	°	°
Drive-in rack version	°	°	°	°	°	°
EEx version (ATEX)	●	●	●	●	●	●

Ideal for tight areas, block stacking or drive-in racking

The BT Reflex N-series, narrow-width reach truck is the perfect fit for narrow areas, for example during block stacking or drive-in racking. This reach truck offers great operator comfort thanks to an interactive driver interface, touchscreen display, 360° steering, adjustable seat and low step-in height.

Totalview Concept

The clean mast and fork carriage design in combination with the transparent roof offer the driver an exceptional view on the load at all times, increasing productivity and safety. The optional fork laser enhances this even further by helping to pick pallets faster and without damage.

Transitional Lift Control (TLC)

The Transitional Lift control system ensures maximum load handling speeds can be maintained in operation thanks to shock-free lifting and lowering.

Unique driver experience

The driver compartment is ergonomically designed around the operator. The cab offers intuitive and interactive features including an easy-to-read colour touchscreen display for enhanced performance and productivity.

Intelligent energy packs

The BT Reflex N-series are available with two different intelligent energy packs to fit customers' application. Based on Toyota's own energy-efficient lithium-ion battery solutions allowing cost-saving and CO2 emissions reduction.

Smart connected trucks

All BT Reflex trucks are connected smart trucks, factory-fitted with integrated telematics and come standard with I_Site. I_Site fleet management system from Toyota helps operations to reach new levels of productivity, safety and effectiveness.





TOYOTA BT REFLEX

COLD STORE

The BT Reflex Cold Store range is designed and built for applications in cold environments whether it's chilled, cold (ambient to 0°) or even frozen down to -30° C. Our reach trucks with heated cabins have been carefully designed to provide an effective working environment that is fully insulated from the cold conditions, ensuring workers stay motivated, healthy and highly productive. The heated cabin also ensures that the windows are clear from frost, for maximum visibility and safety. The Cold Store range, with or without a heated cold store cabin, is available on the R-E-N series of our Reflex reach truck.

SPECIFICATIONS


Load capacity: 1.4, 1.6, 1.8, 2.0, 2.5t @ 600 mm load centre

Chassis: standard width or narrow width or drive-in racking chassis. Open cabin or closed heated cabin

Maximum lift height: 13 m

Maximum travel speed: 14 km/h

Maximum battery capacity: 930 Ah

Smart truck equipped with telematics hardware: 

Options available: *LI-ION* | *Site*






The heated cabin offers a comfortable workstation with all-round visibility for maximum safety and productivity.



The transparent roof is designed to give the best possible protection for the driver without compromising on visibility when working at height.



The cold store heated cabin is also available on the Reflex E-series, our unique tilted model.



Easy access to motor compartment for efficient maintenance.



Performant even in cold conditions

The BT Reflex cold store is designed and built for applications in cold as well as frozen environments. With or without a heated cabin, it is available on the R-E-N reach trucks. The heated cabins offer an effective working environment fully insulated from the cold conditions, ensuring workers stay motivated and healthy.

Totalview Concept

The clean mast and fork carriage design in combination with the transparent roof offer the driver an exceptional view on the load at all times, increasing productivity and safety. The heated cabin also ensures that the windows are clear from frost, for maximum visibility and safety.

Transitional Lift Control (TLC)

The Transitional Lift control system ensures maximum load handling speeds can be maintained in operation thanks to shock-free lifting and lowering.

Unique driver experience

The driver compartment is ergonomically designed around the operator. The cab offers intuitive and interactive features including an easy-to-read colour touchscreen display for enhanced performance and productivity.

Lithium-ion energy solution

Our li-ion solution can be used in chilled environments and in cold rooms for a limited time. For longer working periods below 0°C, a battery heater is recommended for efficient operations. This solution allows for in-cold store charging and unlimited time in the cold store.

Smart connected trucks

All BT Reflex trucks are connected smart trucks, factory-fitted with integrated telematics and come standard with I_Site. I_Site fleet management system from Toyota helps operations to reach new levels of productivity, safety and effectiveness.







TOYOTA BT REFLEX O-SERIES

BT Reflex O-series trucks are designed and built for complete versatility. They are fit for indoor as well as outdoor use thanks to the durable wheels and high ground clearance. For driver comfort, different weather protection options are available. 360° steering and advanced Transitional Lift Control improve smooth and productive material handling, for increased safety. Typical applications are block stacking in yards, servicing outdoor racking and unloading curtain-side trailers.


SPECIFICATIONS

Load capacity: 1.6t @ 600 mm load centre

Maximum lift height: 7.5 m

Maximum travel speed: 12 km/h

Maximum battery capacity: 620 Ah

Smart truck equipped with telematics hardware: 

Options available: | **Site** **LI-ION** 





The BT Reflex O-series can handle road gradient and transition lines thanks to soft and elastic tyres, a durable drive wheel made from Redthane, and 145 mm ground clearance.



The tyres on the O-series can handle most indoor and outdoor surfaces but consider some limitations on snow and ice.



The adjustable mini-joystick console allows for accurate fingertip control.



The operator compartment offers many different storage as well as dedicated space for PC with power outlet and a USB connector.

● standard ○ option

Truck features

	Safety	Durability	Productivity	Driveability	BT Reflex RRE 160HR
Adjustable fork width					●
Automatic deceleration	●				●
Automatic parking brake	●				●
Clear-view mast/overhead guard					●
Transitional Lift Control (TLC)	●				●
Transparent overhead guard					○
Electronic braking system	●	●			●
Electronic regenerative brakes (motor)	●				●
Electronic speed control	●				●
Electronic support arm brakes	●				●
Optimised Cornering Control (OTP)	●				●
Optimised Reach Control (OTP)	●				●
Optimised Speed Control <small>when mast reached out (OTP)</small>	●				●
Integrated sideshift					●
Tilting forks	●				●
Working lights					○
Blue or Red Led Warning light					○

Controls and instruments

360° progressive steering	●				●
180° steering					○
Access Control (PIN codes)	●				●
Adjustable Control console					●
Automatic O-tilt/sideshift					○
Camera/monitor system					○
Creep speed function	●				●
Motor temperature warning	●	●			●
PC preparations incl power outlet	●				●
Electronic controller temperature warning	●	●			●
Electronic height indicator					○
Emergency cut-off	●				●
Height pre-selector	●				○
Load information display					○
Mini-joystick electronic controls	●				●
Multifunction control					○
Large colour touch display	●				●
Electronic steering	●				●
Smart Access (electronic card/fob)					○
Steering direction indicator	●				●
Weight indicator	●				●
Fork position laser					○
Overload warning system					○

● standard ○ option

Controls and instruments

I_Site ready					●
Pre-Op check					○

Operator features

Adjustable seat	●				●
Adjustable seat with safety belt					○
Adjustable steering wheel	●				●
Armrest					○
Manually adjustable floor	●				●
Electrically adjustable floor					○
Driver detection system	●				●
Driver-adapted programmable performance	●				●
Heated seat					○
Low step-in	●				●
Storage compartments					●
Writing table					○
USB connector					●
Bluetooth speakers					○

Maintenance features

Easy access for maintenance					●
Fault diagnosis facility					●
Historic fault log					●

Battery management features

Battery change facility					○
Battery discharge prevention system					●
Battery status indicator					●
Sideways battery change					○
Lithium-Ion battery					●

Special applications

EEx version (ATEX)					○
Weather protection solutions					○

Transitional Lift Control (TLC)

The patented and unique Transitional Lift Control system ensures completely smooth, shock-free lifting and lowering, even at maximum speed.

Totalview concept

The clean mast and fork carriage design in combination with the transparent roof offer the driver an exceptional view on the load at all times, increasing productivity and safety. The optional fork laser enhances this even further by helping to pick pallets faster and without damage.

All-weather protection

A choice of weather protection options ensures that the BT Reflex O-series can operate in all conditions: overhead and mast-direction windows; additional side windows; and a fully enclosed cab with door and fan heater/ventilation.

Unique driver experience

The driver compartment is ergonomically designed around the operator. The cab offers intuitive and interactive features including an easy-to-read colour touchscreen display for enhanced performance and productivity.

TPS-based reliability

Like all Toyota trucks, the BT Reflex reach trucks are built according to the Toyota Production System, ensuring the highest levels of quality, durability and reliability.

Smart connected trucks

All BT Reflex trucks are connected smart trucks, factory-fitted with integrated telematics and come standard with I_Site. I_Site fleet management system from Toyota contribute to help operations to reach new levels of productivity, safety and effectiveness.

Toyota Material Handling in Europe

Total coverage

The Toyota Material Handling network extends to over 30 countries in Europe with more than 5000 mobile technicians.

Always local – with global support

Wherever you are located in Europe, we are always local, due to our extensive coverage, but with the stability and back-up of a worldwide organisation.

Made in Europe

Over 90% of trucks we sell are built in our own European factories, in Sweden, France and Italy – all to TPS quality standards. We employ over 3000 production staff in Europe and work with over 300 European suppliers.

Approximately 15% of our European production is exported to other parts of the world.

